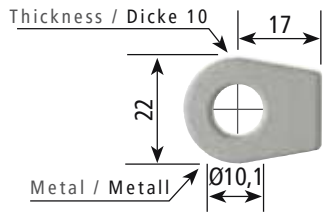
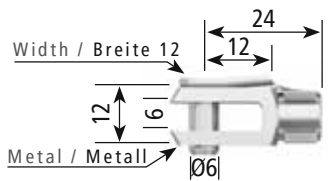


K1



K2




K3



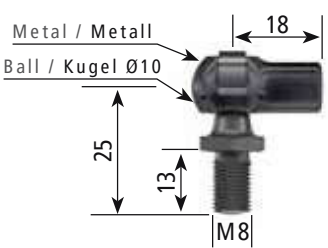
K4



K5



K6



K7

Protection tube, 10 mm stroke reduction  
Schutzrohr, 10 mm Hubreduzierung

Plastics / Kunststoff

S1

D1

D2

Locking tube, 25 mm stroke reduction  
Arretierrohr, 25 mm Hubreduzierung

Metal / Metall

S2

D3

D4

A		B	
Stroke Hub	Extended length Ausgesch. Länge	Force Kraft F <sub>1</sub> [N]	Ref.-No. Bestell-Nr.
50	154	*	697567
75	204	*	9997RF
100	255	*	697605
125	304	*	9998RA
150	356	*	697656
175	404	*	9999RW
200	462	*	697699
225	504	*	2379SU
250	560	*	697737

\* F<sub>1</sub>-Values from 100 - 900 N in steps of 25 N  
\* F<sub>1</sub>-Werte von 100 - 900 N, gestaffelt in 25 N-Schritten

D5

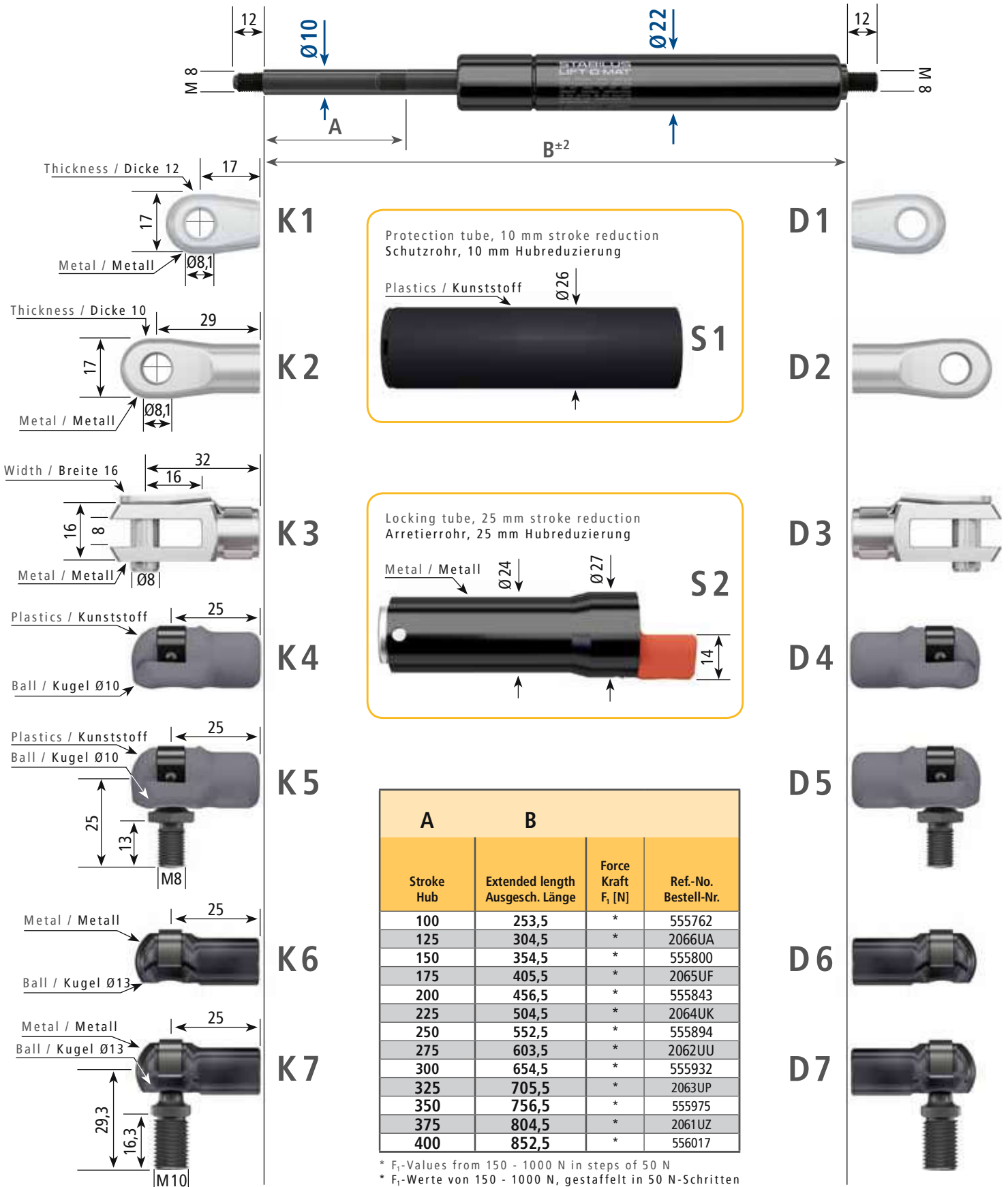
D6

D7

Ordering example / Bestell-Beispiel								
123456	/	0350N	/	K2	/	D1	/	S1
Ref.-No. Bestell-Nr.		F <sub>1</sub>		Piston rod end fitting Kolbenstangen-Anschluss		Pressure tube end fitting Druckrohr-Anschluss		Optional tube Optionales Rohr

Installation according to STAB-Spec. 10005630 / Montage nach STAB-Spec. 10005630





Ordering example / Bestell-Beispiel								
123456	/	0350N	/	K2	/	D1	/	S1
Ref.-No. Bestell-Nr.		F <sub>1</sub>		Piston rod end fitting Kolbenstangen-Anschluss		Pressure tube end fitting Druckrohr-Anschluss		Optional tube Optionales Rohr

Installation according to STAB-Spec. 10005625 / Montage nach STAB-Spec. 10005625